



Demographic and Income Profile

Forsyth village, IL (1727091)
 Forsyth village, IL (1727091)
 Geography: Place

Summary	Census 2010	2021	2026
Population	3,490	3,571	3,530
Households	1,295	1,354	1,344
Families	1,039	1,036	1,024
Average Household Size	2.68	2.63	2.62
Owner Occupied Housing Units	1,202	1,191	1,193
Renter Occupied Housing Units	93	162	151
Median Age	42.3	45.7	47.1
Trends: 2021-2026 Annual Rate	Area	State	National
Population	-0.23%	-0.15%	0.71%
Households	-0.15%	-0.09%	0.71%
Families	-0.23%	-0.18%	0.64%
Owner HHs	0.03%	0.17%	0.91%
Median Household Income	1.40%	2.28%	2.41%

Households by Income	2021		2026	
	Number	Percent	Number	Percent
<\$15,000	42	3.1%	36	2.7%
\$15,000 - \$24,999	65	4.8%	54	4.0%
\$25,000 - \$34,999	128	9.5%	110	8.2%
\$35,000 - \$49,999	159	11.8%	161	12.0%
\$50,000 - \$74,999	240	17.8%	246	18.3%
\$75,000 - \$99,999	163	12.1%	133	9.9%
\$100,000 - \$149,999	206	15.2%	187	13.9%
\$150,000 - \$199,999	89	6.6%	108	8.0%
\$200,000+	260	19.2%	312	23.2%
Median Household Income	\$80,225		\$85,989	
Average Household Income	\$124,814		\$141,953	
Per Capita Income	\$48,745		\$55,874	

Population by Age	Census 2010		2021		2026	
	Number	Percent	Number	Percent	Number	Percent
0 - 4	176	5.0%	165	4.6%	151	4.3%
5 - 9	301	8.6%	189	5.3%	190	5.4%
10 - 14	300	8.6%	216	6.1%	214	6.1%
15 - 19	240	6.9%	262	7.3%	200	5.7%
20 - 24	90	2.6%	179	5.0%	166	4.7%
25 - 34	279	8.0%	353	9.9%	385	10.9%
35 - 44	513	14.7%	388	10.9%	360	10.2%
45 - 54	564	16.2%	508	14.2%	475	13.5%
55 - 64	435	12.5%	570	16.0%	564	16.0%
65 - 74	310	8.9%	421	11.8%	453	12.8%
75 - 84	204	5.8%	229	6.4%	283	8.0%
85+	78	2.2%	90	2.5%	90	2.5%

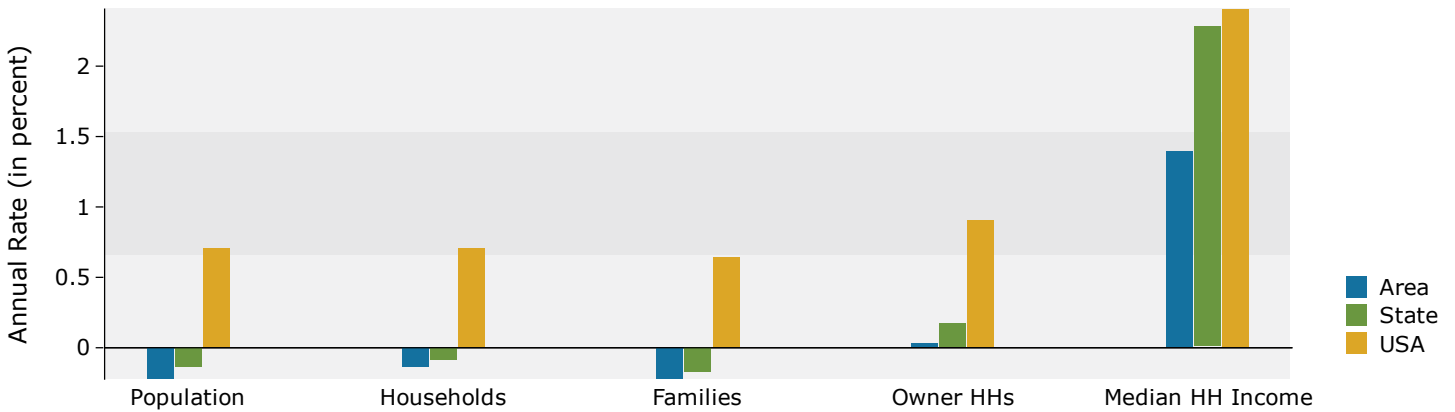
Race and Ethnicity	Census 2010		2021		2026	
	Number	Percent	Number	Percent	Number	Percent
White Alone	3,085	88.4%	3,093	86.6%	3,001	85.0%
Black Alone	100	2.9%	135	3.8%	147	4.2%
American Indian Alone	7	0.2%	9	0.3%	11	0.3%
Asian Alone	257	7.4%	271	7.6%	295	8.4%
Pacific Islander Alone	0	0.0%	0	0.0%	0	0.0%
Some Other Race Alone	9	0.3%	16	0.4%	18	0.5%
Two or More Races	32	0.9%	48	1.3%	57	1.6%
Hispanic Origin (Any Race)	58	1.7%	86	2.4%	103	2.9%

Data Note: Income is expressed in current dollars.

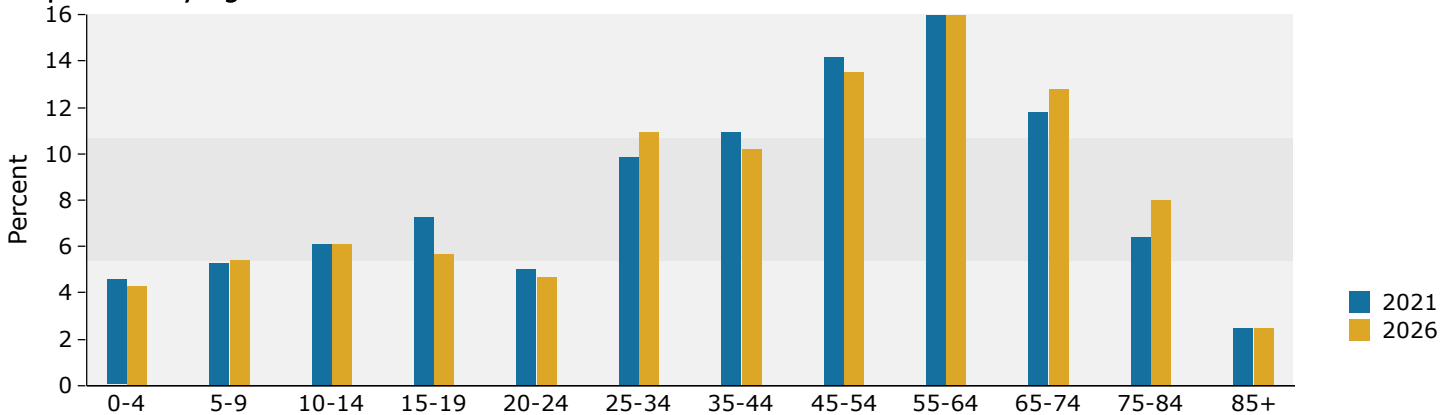
Source: U.S. Census Bureau, Census 2010 Summary File 1. Esri forecasts for 2021 and 2026.

Forsyth village, IL (1727091)
 Forsyth village, IL (1727091)
 Geography: Place

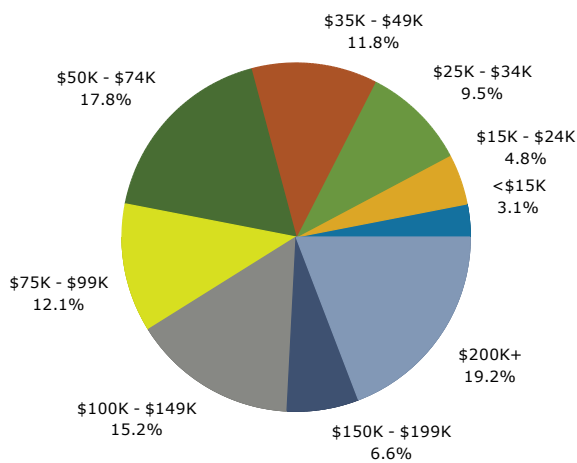
Trends 2021-2026



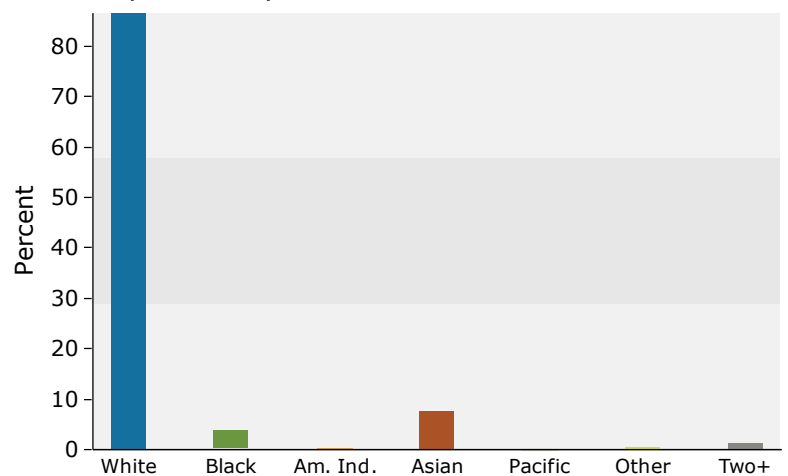
Population by Age



2021 Household Income



2021 Population by Race



2021 Percent Hispanic Origin: 2.4%

Source: U.S. Census Bureau, Census 2010 Summary File 1. Esri forecasts for 2021 and 2026.